



## Yuasa Technical Data Sheet

### Yuasa 421 - Classic Vehicle Batteries

#### Performance

|                          |      |
|--------------------------|------|
| Voltage                  | 6V   |
| Capacity (20-hour)       | 56Ah |
| Cold Cranking Amps (EN1) | 250A |

#### Dimensions

|        |       |
|--------|-------|
| Length | 162mm |
| Width  | 173mm |
| Height | 224mm |

#### Weights & Measures

|                       |            |
|-----------------------|------------|
| Mean Weight with Acid | 11.5kg     |
| Acid Volume           | 2.7 litres |



#### Container Features

|           |             |
|-----------|-------------|
| Hold Down | N           |
| Lid Type  | Raised Plug |

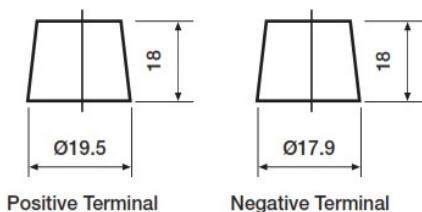
#### Technology

|                         |             |
|-------------------------|-------------|
| Technology              | Sb/Sb       |
| Separator               | PE          |
| Recommended Charge Rate | 3A          |
| Performance Marking     | W1-C1-V1-E1 |

#### Terminal Type

##### T1

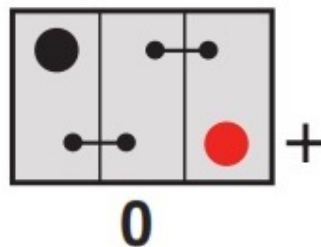
Standard DIN Post



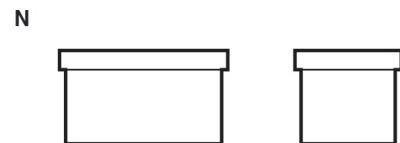
Positive Terminal

Negative Terminal

#### Cell Assembly Layout



#### Battery Hold-down



Data Sheet generated on 11/12/2024 - E&OE